

# Alabama Employment Report

## Joint Economic Committee

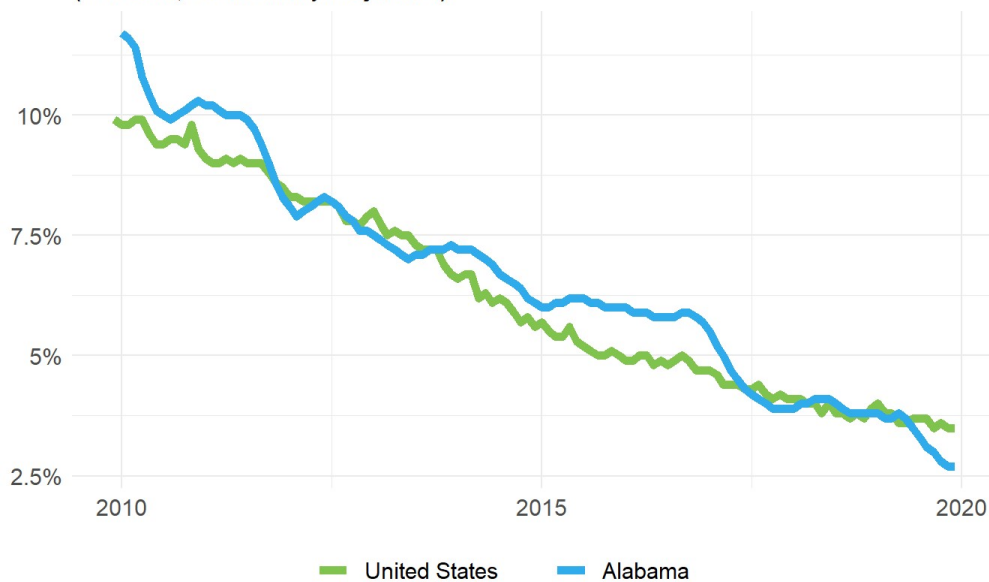
Senator Mike Lee, Chairman

January 24, 2020

### Summary

- **Alabama added 3,700 net jobs and the unemployment rate remained unchanged at 2.7 percent in December**, according to Bureau of Labor Statistics (BLS) data released at 10:00am on January 24, 2020.
- **Over the past twelve months, Alabama added 45,700 payroll jobs** and the unemployment rate fell by 1.1 percentage points from 3.8 percent.
- **In December, Alabama's private sector added 4,300 net private payroll jobs** and over the past twelve months it added 39,600 private payroll jobs in the establishment survey.
- In the household survey, the number of **unemployed fell by 483 on net in December**, and over the past year employment rose by 83,971.
- Alabama's **labor force participation rate remained steady at 58.6 percent** in December. Since last year, the labor force participation rate rose by 1.4 percentage points.
- The national unemployment rate **remained unchanged in December**. State employment and unemployment data for January is scheduled for release March 16, 2020. The national employment situation report for January will be released February 07, 2020.

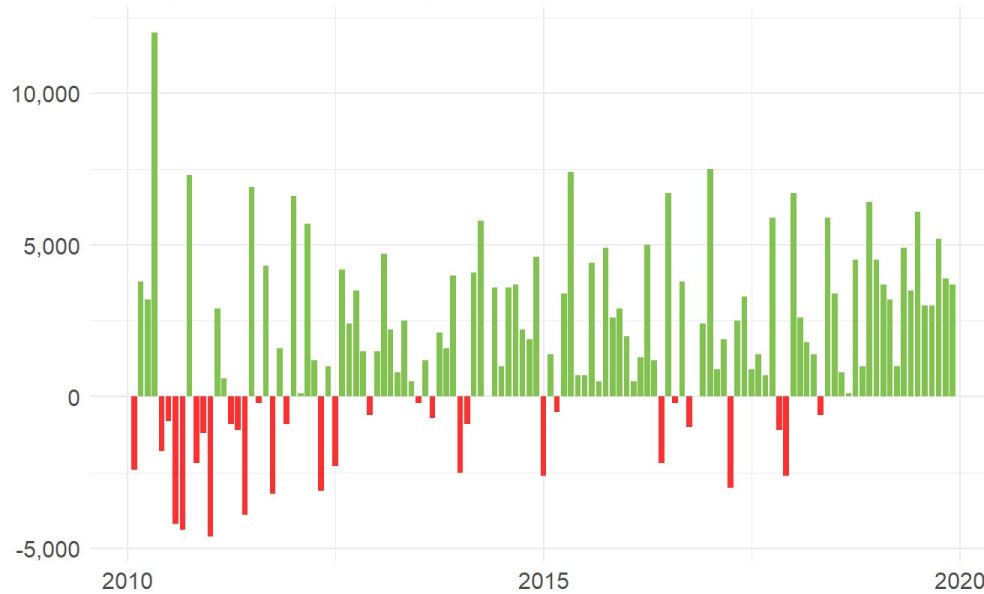
**Alabama and U.S. Unemployment Rates**  
(Percent, Seasonally Adjusted)



Source: Bureau of Labor Statistics

### Alabama Payroll Employment

## Alabama Nonfarm Payroll Jobs Monthly Change (Seasonally Adjusted)



Source: Bureau of Labor Statistics

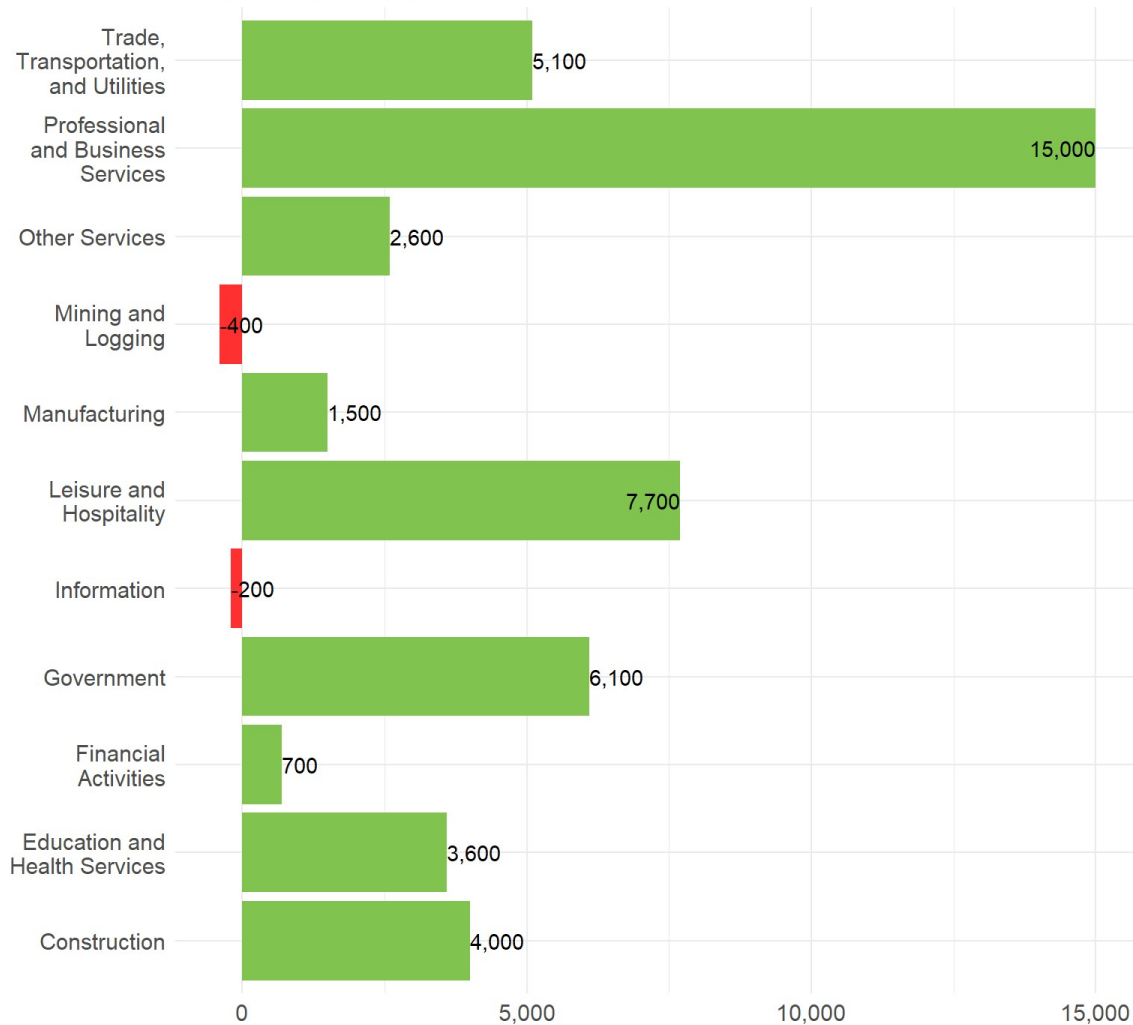
Alabama added 3,700 net payroll jobs, or 0.2 percent, on a seasonally adjusted basis during December. In the prior month, Alabama added 3,900 jobs. Over the past twelve months, Alabama added 45,700 payroll jobs, or 2.2 percent. Alabama nonfarm payroll employment had increased in each of the past 12 months.

Nationally, nonfarm payrolls rose by 145,000 in December, or rose by 0.1 percent. Over the 12-month period ending with December, nonfarm payrolls rose by 2,108,000 jobs, or 1.4 percent. Alabama ranks 7th among the 50 states and the District of Columbia for percentage gain in nonfarm payroll employment over the past 12 months.

During December, Alabama's private-sector added 4,300 jobs, or approximately 0.3 percent. The private-sector in Alabama added 2,200 jobs in the prior month. Over the past twelve months, private-sector payrolls in Alabama added 39,600, or 2.4 percent. Alabama private-sector payroll employment has increased in 11 of the past 12 months.

Nationally, private-sector payroll jobs rose by 139,000 jobs in December, or 0.1 percent. Over the past 12 months, the national payroll rose by 1,947,000 jobs in the private sector, or rose by 1.5 percent. Alabama is tied for 7th among the 50 states and the District of Columbia for a percentage gain in private-sector payroll employment over the past 12 months.

## Change in Alabama Payroll Employment by Sector over Past 12 Months



Source: Bureau of Labor Statistics, seasonally adjusted

The best performing sectors on a seasonally adjusted basis during December were Trade, Transportation, and Utilities (2,300) and Professional and Business Services (1,600). The poorest performing sectors during the month were Government (-600) and Manufacturing (-900).

The best performing sectors during the last twelve months were Professional and Business Services (15,000) and Leisure and Hospitality (7,700). The poorest performing sectors during the last twelve months were Information (-200) and Mining and Logging (-400).

## Alabama Labor Force Statistics

### Labor Force Participation

The labor force participation rate in Alabama remained unchanged at 58.6 percent in December. At a labor force participation rate of 58.6 percent, Alabama ranks 47th in the nation. The labor force participation rate in Alabama rose by 1.4 percentage points from a year earlier. The labor force participation rate is the percentage of the civilian noninstitutionalized population age 16 and older who are employed or actively looking for work.

The 10-year high for the labor force participation rate in Alabama was 59.9 percent in May 2010. The series high for the labor force participation rate in Alabama occurred in August 1997 when the labor force participation rate hit 64.7 percent. The 10-year low for the labor force participation rate was 56.8 percent, last occurring in December 2017. This also represents the series low for the labor force participation rate in Alabama.

The national labor force participation rate remained steady at 63.2 percent in December. That rate rose by 0.2 percentage point from a year earlier. The all-time high for the national labor force participation rate was 67.3 percent in April 2000. The 10-year high for the national labor force participation rate was 65.2 percent in April 2010. The recent 10-year low occurred in September

2015 at a level of 62.4 percent. The series low for the national labor force participation rate was 58.1 percent in December 1954.

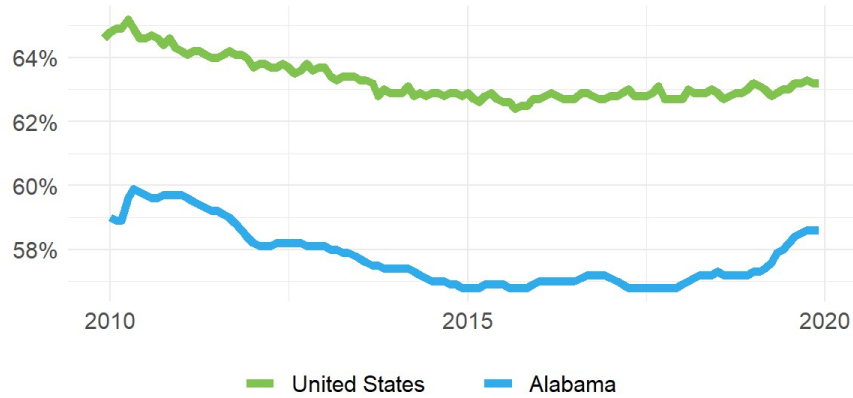
**Employment-to-Population Ratio**

The employment-to-population ratio, or the percentage of the Alabama civilian noninstitutionalized population 16 years and older counted as employed, in December remained unchanged. At 57 percent, Alabama ranks 44th among state employment-to-population ratios in the nation. The employment-to-population ratio in Alabama rose by 2 percentage points from a year earlier.

The 10-year high for the employment-to-population ratio in Alabama was 57 percent last occurring in December 2019. The series high for the employment-to-population ratio in Alabama last occurred in February 1998 when the employment-to-population ratio hit 61.4 percent. The 10-year low for the employment-to-population ratio was 52.1 percent last occurring in February 2010. The series low for the employment-to-population ratio in Alabama last occurred in January 1983 when the employment-to-population ratio hit 50.7 percent.

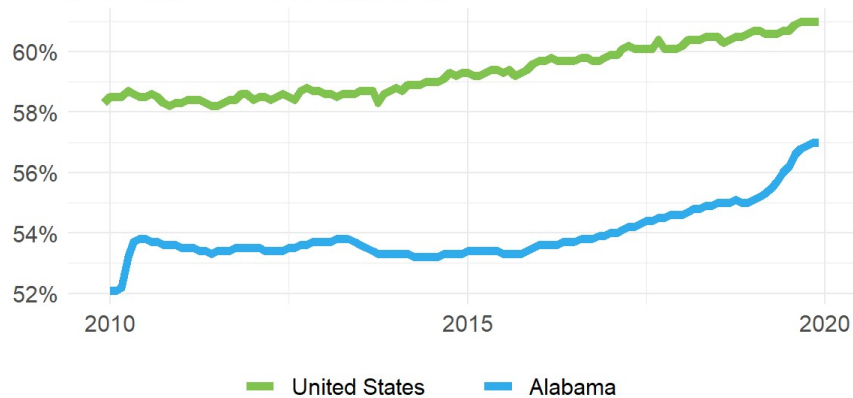
The national employment-to-population ratio remained steady at 61 percent in December. That rate rose by 0.4 percentage point from a year earlier. The all-time high for the national employment-to-population ratio was 64.7 percent in April 2000. The 10-year high for the national employment-to-population ratio was 61 percent in December 2019. The recent 10-year low occurred in July 2011 at a level of 58.2 percent. The series low for the employment-to-population ratio was 54.9 percent in October 1949.

**Alabama and U.S. Labor Force Participation Rates**  
(Percent, Seasonally Adjusted)



Source: Bureau of Labor Statistics

**Alabama and U.S. Employment-to-Population Ratios**  
(Percent, Seasonally Adjusted)



Source: Bureau of Labor Statistics